

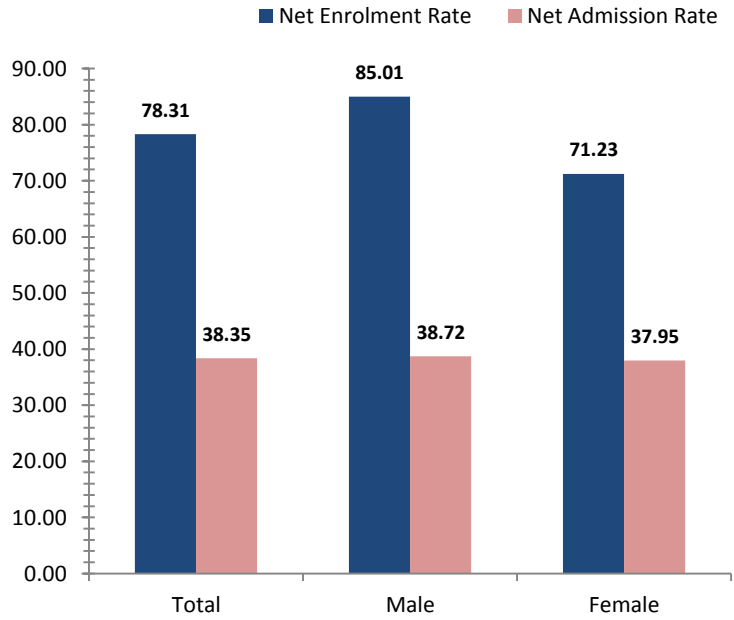


Southern Highlands

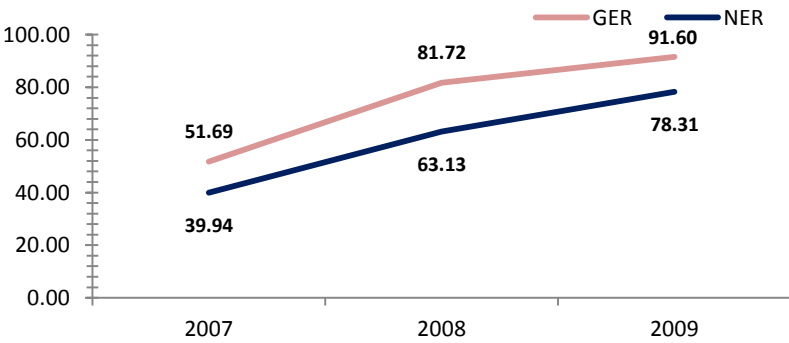
Access To Education

Rate, 2009	Province	National	Variance
Net admission rate	38.35	25.54	12.81
Gross enrolment rate (Prep to Grade 8)	91.60	85.52	6.08
Net enrolment rate (Prep to Grade 8)	78.31	69.47	8.84

Snapshot of Progress, 2009



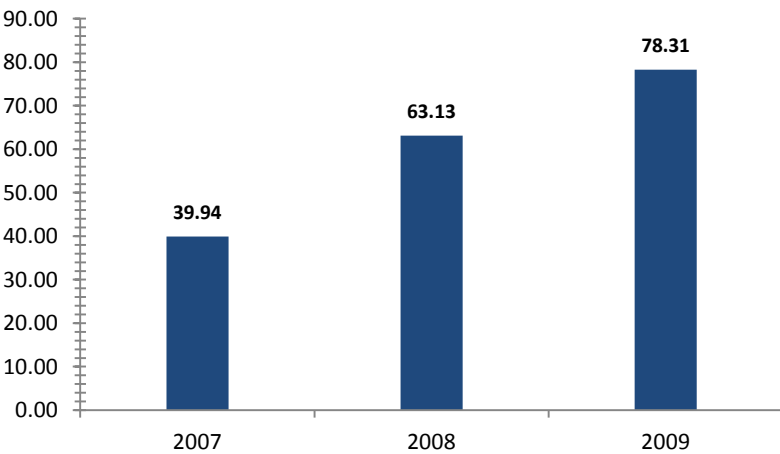
Provincial Enrolment Rate



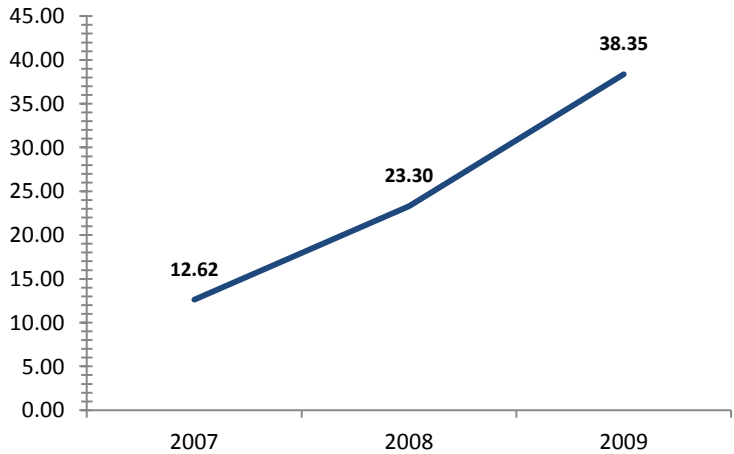
Source: Department of Education - Statistical Bulletin

Source: Department of Education - Statistical Bulletin

Net Enrolment Rate (Prep to Grade 8)



Net Admission Rate

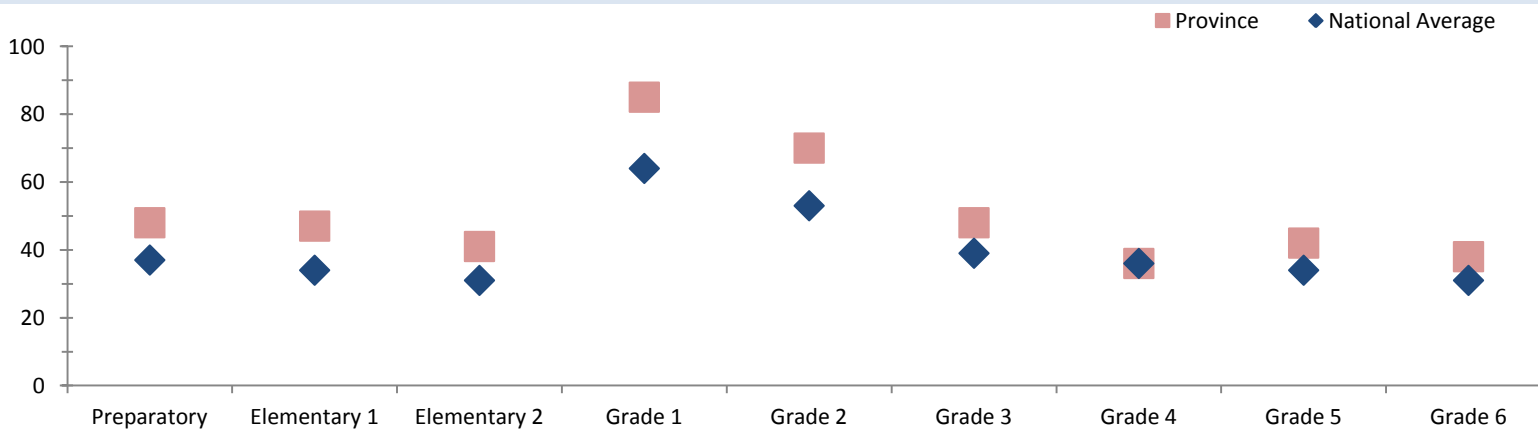


Source: Department of Education - Statistical Bulletin

Source: Department of Education - Statistical Bulletin

Quality Education

Student Teacher Ratio, 2008



Source: Department of Education - Statistical Bulletin



Southern Highlands

Education

Indicators	Male			Change	Female			Change	Total			Change
	2007	2008	2009	2007-2009	2007	2008	2009	2007-2009	2007	2008	2009	2007-2009
Teachers (#)												
Teachers preparatory	175	223	195	+20	129	170	162	+33	304	393	358	+54
Teachers elementary 1	136	157	159	+23	125	168	159	+34	262	325	319	+57
Teachers elementary 2	143	160	168	+25	102	126	123	+21	245	286	292	+47
Teachers grade 1	40	52	56	+16	22	16	18	-4	63	68	75	+12
Teachers grade 2	46	56	63	+17	19	19	16	-3	66	75	79	+13
Teachers grade 3	148	196	217	+69	78	93	118	+40	226	289	336	+110
Teachers grade 4	149	174	212	+63	70	100	108	+38	220	274	320	+100
Teachers grade 5	132	183	191	+59	62	81	100	+38	194	264	291	+97
Teachers grade 6	136	173	194	+58	51	71	85	+34	187	245	279	+92
Teachers grade 7/8	284	358	240	-44	58	86	84	+26	342	445	324	-18
Students (#)												
Students preparatory	7884	10178	11390	+3506	6978	8881	10120	+3142	14862	19059	21510	+6648
Students elementary 1	6286	8320	9869	+3583	5388	7061	8764	+3376	11674	15381	18633	+6959
Students elementary 2	5121	6336	8290	+3169	4510	5569	7101	+2591	9631	11905	15392	+5761
Students grade 1	2600	3402	3009	+409	2028	2425	2162	+134	4628	5827	5171	+543
Students grade 2	2627	3115	3262	+635	1962	2238	2219	+257	4589	5353	5481	+892
Students grade 3	5889	8216	9342	+3453	4237	5848	6697	+2460	10126	14064	16039	+5913
Students grade 4	5272	5804	8300	+3028	3631	4196	5825	+2194	8903	10000	14125	+5222
Students grade 5	4341	6654	7259	+2918	2984	4560	5099	+2115	7325	11214	12358	+5033
Students grade 6	3984	5649	6562	+2578	2643	3772	4450	+1807	6627	9421	11012	+4385
Students grade 7	3298	4436	5235	+1937	2068	2912	3633	+1565	5366	7348	8868	+3502
Students grade 8	2637	3770	4291	+1654	1686	2381	2737	+1051	4323	6151	7028	+2705
Students grade 9	1695	2656	2138	+443	778	1310	976	+198	2473	3966	3114	+641
Students grade 10	1447	1897	1877	+430	724	797	896	+172	2171	2694	2773	+602
Students grade 11	385	494	489	+104	151	184	190	+39	536	678	679	+143
Students grade 12	356	425	456	+100	105	253	159	+54	461	678	615	+154
Schools (#)												
Elementary schools									449	535	552	+103
Primary schools									220	221	230	+10
National high schools									0	0	0	0
Secondary schools									18	18	15	-3
Technical colleges									0	0	0	0
Vocational schools									6	6	7	+1

Source: Department of Education - Statistical Bulletin