

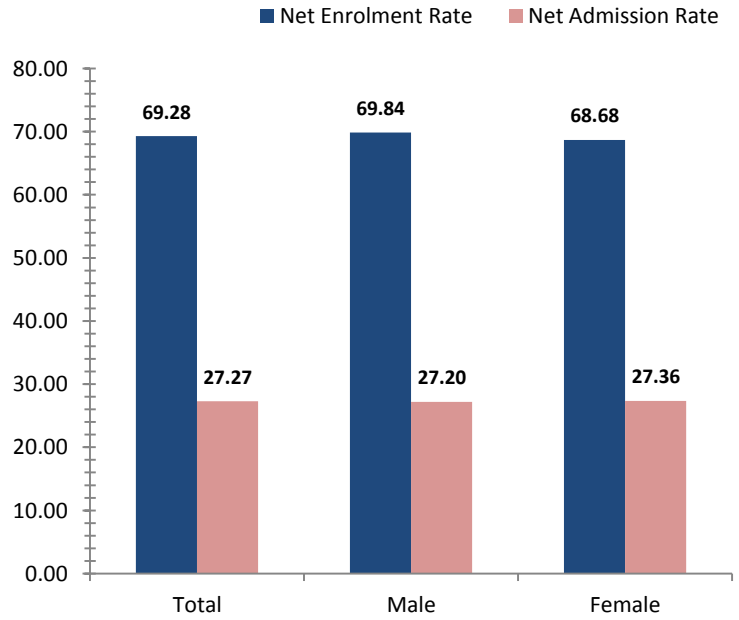


Northern

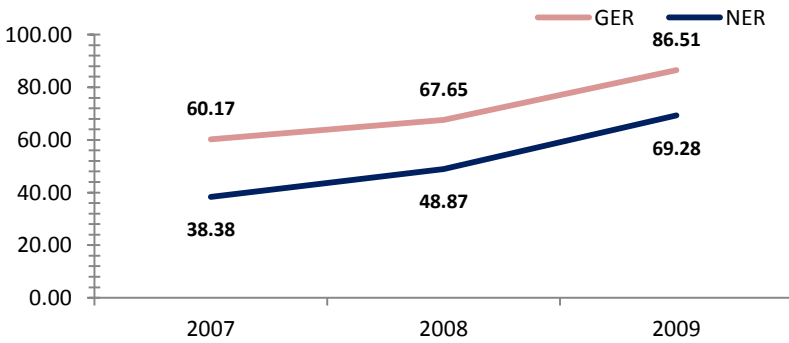
Access To Education

Rate, 2009	Province	National	Variance
Net admission rate	27.27	25.54	1.73
Gross enrolment rate (Prep to Grade 8)	86.51	85.52	0.99
Net enrolment rate (Prep to Grade 8)	69.28	69.47	-0.19

Snapshot of Progress, 2009



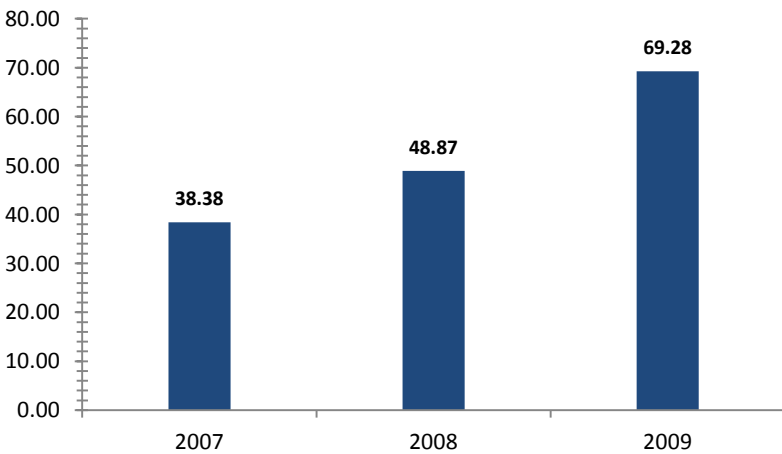
Provincial Enrolment Rate



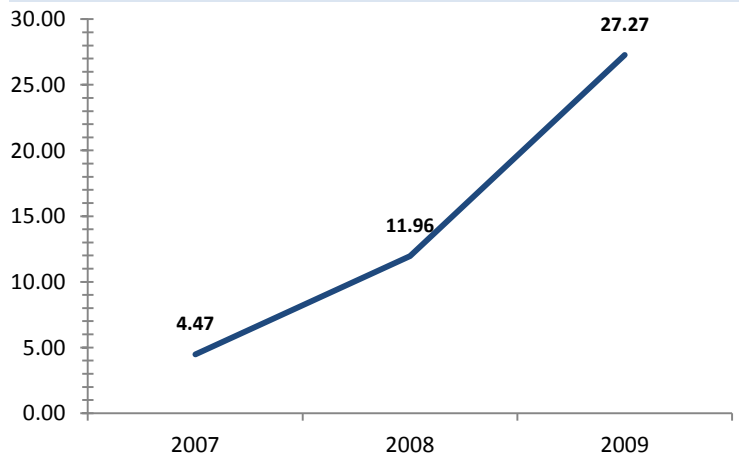
Source: Department of Education - Statistical Bulletin

Source: Department of Education - Statistical Bulletin

Net Enrolment Rate (Prep to Grade 8)



Net Admission Rate

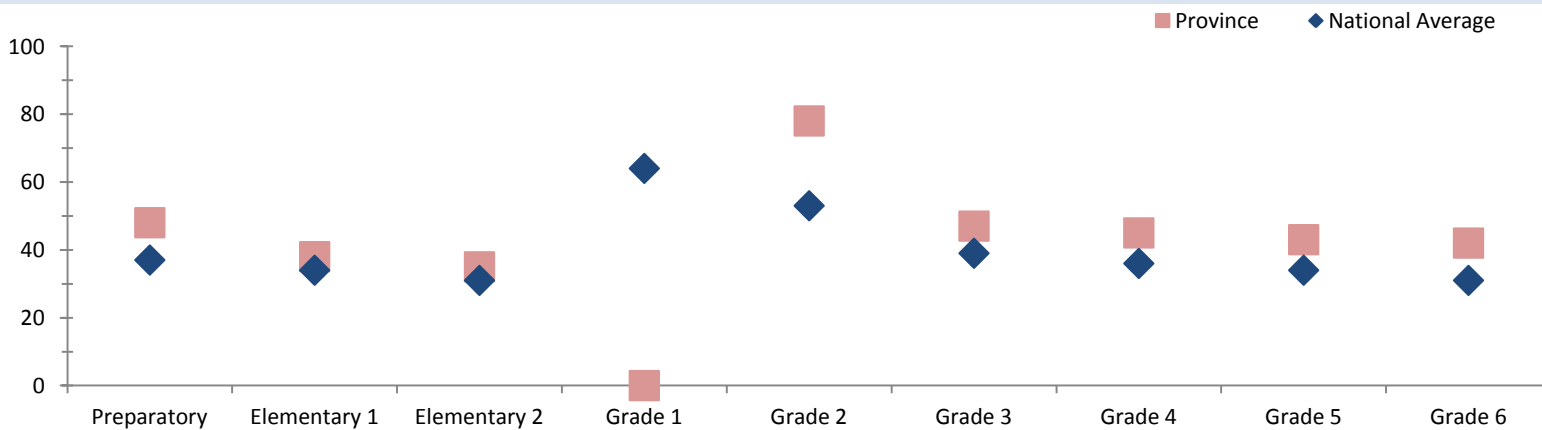


Source: Department of Education - Statistical Bulletin

Source: Department of Education - Statistical Bulletin

Quality Education

Student Teacher Ratio, 2008



Source: Department of Education - Statistical Bulletin



Northern

Education

Indicators	Male			Change	Female			Change	Total			Change
	2007	2008	2009	2007-2009	2007	2008	2009	2007-2009	2007	2008	2009	2007-2009
Teachers (#)												
Teachers preparatory	88	84	95	+7	26	39	51	+25	114	123	147	+33
Teachers elementary 1	86	86	88	+2	30	34	40	+10	117	120	129	+12
Teachers elementary 2	68	86	97	+29	23	40	34	+11	91	126	131	+40
Teachers grade 1	2	0	0	-2	2	0	0	-2	4	0	0	-4
Teachers grade 2	2	1	0	-2	3	0	0	-3	5	1	0	-5
Teachers grade 3	17	26	18	+1	24	31	48	+24	42	57	67	+25
Teachers grade 4	18	24	26	+8	18	27	23	+5	36	51	49	+13
Teachers grade 5	29	23	27	-2	15	24	25	+10	44	47	53	+9
Teachers grade 6	22	23	27	+5	17	23	21	+4	39	46	48	+9
Teachers grade 7/8	39	55	55	+16	29	37	40	+11	69	92	95	+26
Students (#)												
Students preparatory	2383	3147	3838	+1455	2113	2865	3545	+1432	4496	6012	7383	+2887
Students elementary 1	2131	2454	3050	+919	1799	2193	2740	+941	3930	4647	5790	+1860
Students elementary 2	1336	2482	2707	+1371	1166	2049	2391	+1225	2502	4531	5099	+2597
Students grade 1	100	32	30	-70	95	41	24	-71	195	73	54	-141
Students grade 2	121	55	30	-91	119	49	15	-104	240	104	45	-195
Students grade 3	921	1442	1734	+813	766	1304	1437	+671	1687	2746	3171	+1484
Students grade 4	891	1322	1453	+562	801	1022	1032	+231	1692	2344	2485	+793
Students grade 5	958	1101	1385	+427	800	949	1053	+253	1758	2050	2438	+680
Students grade 6	924	1088	1237	+313	728	886	893	+165	1652	1974	2130	+478
Students grade 7	754	1054	979	+225	569	765	779	+210	1323	1819	1758	+435
Students grade 8	583	701	873	+290	439	565	622	+183	1022	1266	1495	+473
Students grade 9	291	219	839	+548	150	134	509	+359	441	353	1348	+907
Students grade 10	248	114	262	+14	173	44	190	+17	421	158	452	+31
Students grade 11	64	109	145	+81	60	31	84	+24	124	140	229	+105
Students grade 12	102	92	202	+100	36	27	100	+64	138	119	302	+164
Schools (#)												
Elementary schools									295	237	282	-13
Primary schools									119	119	102	-17
National high schools									0	0	0	0
Secondary schools									3	5	5	+2
Technical colleges									0	0	0	0
Vocational schools									5	4	6	+1

Source: Department of Education - Statistical Bulletin