

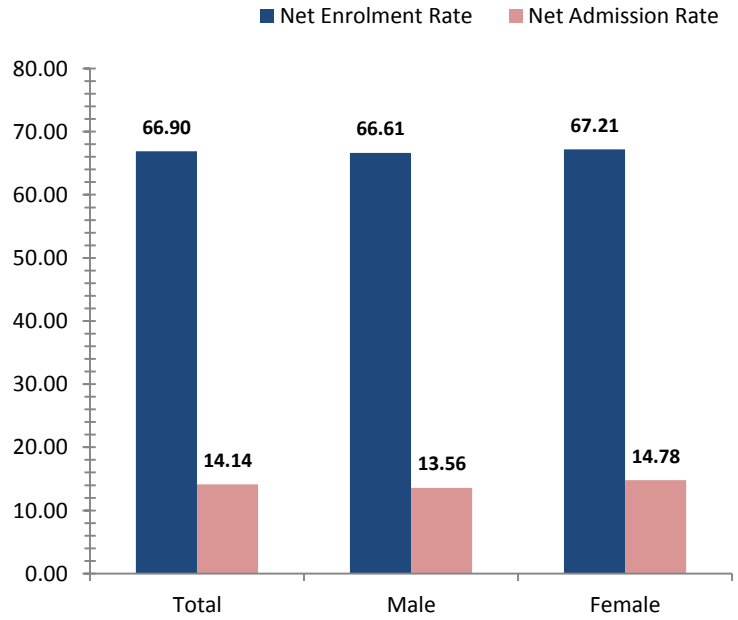


# East New Britain

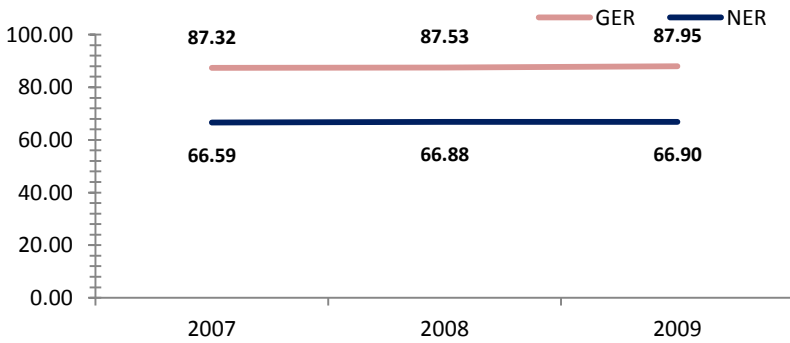
## Access To Education

Rate, 2009	Province	National	Variance
Net admission rate	14.14	25.54	-11.40
Gross enrolment rate (Prep to Grade 8)	87.95	85.52	2.43
Net enrolment rate (Prep to Grade 8)	66.90	69.47	-2.57

## Snapshot of Progress, 2009



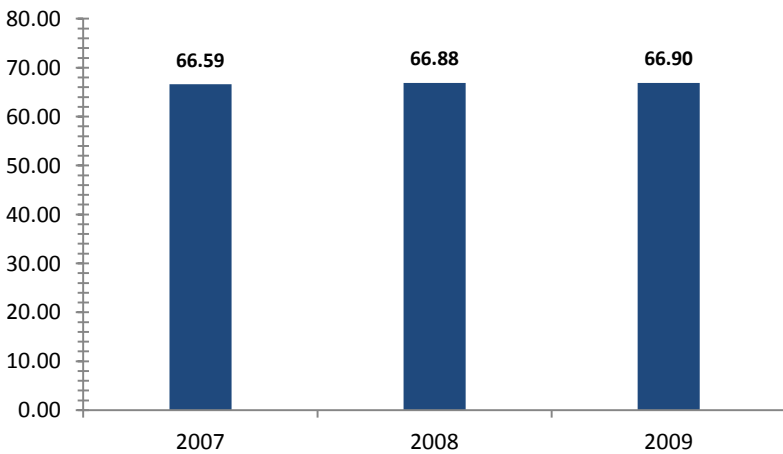
## Provincial Enrolment Rate



Source: Department of Education - Statistical Bulletin

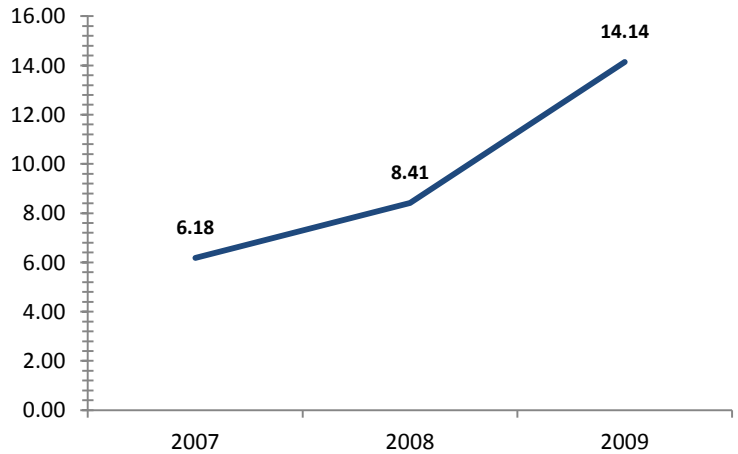
Source: Department of Education - Statistical Bulletin

## Net Enrolment Rate (Prep to Grade 8)



Source: Department of Education - Statistical Bulletin

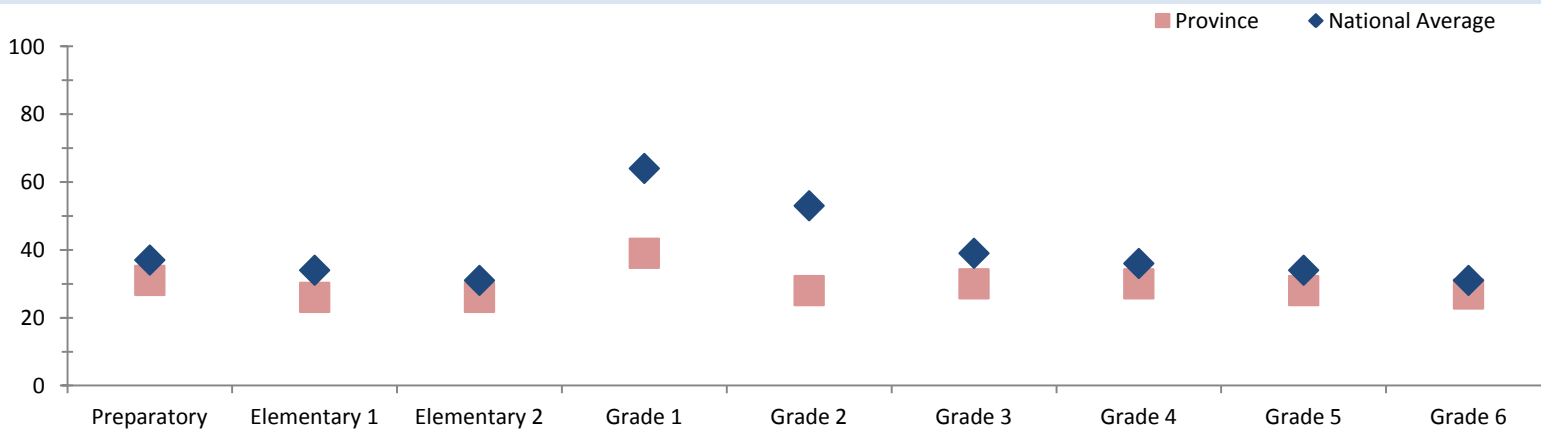
## Net Admission Rate



Source: Department of Education - Statistical Bulletin

## Quality Education

### Student Teacher Ratio, 2008



Source: Department of Education - Statistical Bulletin



# East New Britain

## Education

Indicators	Male			Change	Female			Change	Total			Change
	2007	2008	2009	2007-2009	2007	2008	2009	2007-2009	2007	2008	2009	2007-2009
<b>Teachers (#)</b>												
Teachers preparatory	82	119	128	+46	118	163	166	+48	201	282	294	+93
Teachers elementary 1	67	82	104	+37	110	169	164	+54	177	251	268	+91
Teachers elementary 2	69	102	91	+22	107	123	164	+57	176	225	256	+80
Teachers grade 1	9	2	0	-9	6	5	2	-4	15	7	2	-13
Teachers grade 2	10	7	8	-2	6	10	8	+2	16	17	16	0
Teachers grade 3	30	38	36	+6	155	160	194	+39	185	198	230	+45
Teachers grade 4	50	44	47	-3	136	156	162	+26	186	200	209	+23
Teachers grade 5	50	63	65	+15	134	135	148	+14	185	199	213	+28
Teachers grade 6	79	70	73	-6	115	124	132	+17	194	194	205	+11
Teachers grade 7/8	182	179	202	+20	202	233	240	+38	385	412	442	+57
<b>Students (#)</b>												
Students preparatory	3715	4698	4902	+1187	3504	4224	4401	+897	7219	8922	9303	+2084
Students elementary 1	2896	3586	4115	+1219	2545	3162	3541	+996	5441	6748	7656	+2215
Students elementary 2	2667	3115	3681	+1014	2381	2757	3187	+806	5048	5872	6868	+1820
Students grade 1	308	159	24	-284	261	134	21	-240	569	293	45	-524
Students grade 2	340	247	276	-64	269	243	216	-53	609	490	492	-117
Students grade 3	3088	3251	3532	+444	2786	2898	3086	+300	5874	6149	6618	+744
Students grade 4	2974	3162	3235	+261	2627	2898	2786	+159	5601	6060	6021	+420
Students grade 5	2713	3071	2964	+251	2454	2689	2749	+295	5167	5760	5713	+546
Students grade 6	2718	2741	2949	+231	2612	2533	2579	-33	5330	5274	5528	+198
Students grade 7	2413	2796	2575	+162	2116	2606	2398	+282	4529	5402	4973	+444
Students grade 8	2348	2376	2568	+220	2173	2166	2427	+254	4521	4542	4995	+474
Students grade 9	1228	1389	1386	+158	1237	1412	1189	-48	2465	2801	2575	+110
Students grade 10	1044	1494	1116	+72	1169	1311	1166	-3	2213	2805	2282	+69
Students grade 11	578	750	713	+135	535	527	500	-35	1113	1277	1213	+100
Students grade 12	521	749	636	+115	356	536	411	+55	877	1285	1047	+170
<b>Schools (#)</b>												
Elementary schools									303	305	312	+9
Primary schools									153	153	157	+4
National high schools									1	1	1	0
Secondary schools									13	14	12	-1
Technical colleges									0	1	1	+1
Vocational schools									8	8	8	0

Source: Department of Education - Statistical Bulletin