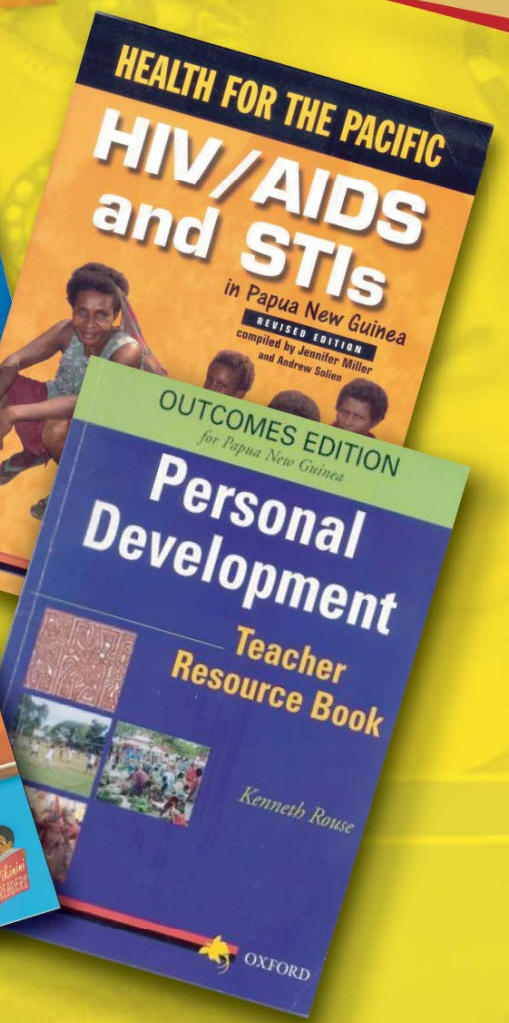
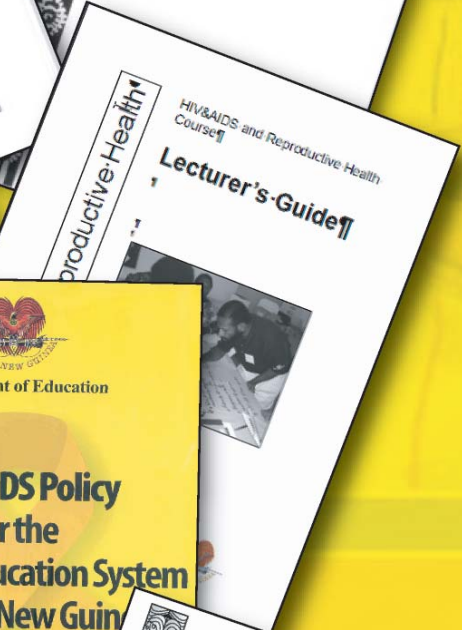







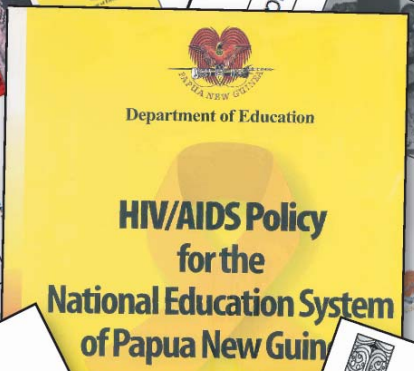



HIV & AIDS resources for primary schools in PNG



Sample units of work
HIV/AIDS, reproductive sexual health and healthy living

Unit	Topic	Year Level	Duration
1	Introduction	Year 5	10 minutes
2	Understanding HIV/AIDS	Year 5	15 minutes
3	Prevention of HIV/AIDS	Year 5	15 minutes
4	Living with HIV/AIDS	Year 5	15 minutes
5	Conclusion	Year 5	10 minutes



HIV/AIDS & Our Primary School

What does our school need to do to implement the HIV/AIDS Policy?

- 1. Train all staff on HIV/AIDS/STIs for at least 2 days including planning & programming and the skills.
- 2. Give all staff the (S) HIV/AIDS/STI Resource Book.
- 3. All staff should read and discuss the HIV/AIDS Policy & HIV/AIDS/STI Implementation Plan (2007-2012).
- 4. Write HIV/AIDS activities & training into your School Learning Improvement Plan.
- 5. Place a First Aid kit (including bleach and latex gloves for cleaning up blood spill).
- 6. Train your Board of Management and your PNC in the HIV/AIDS Policy gender equity and basic HIV/AIDS/STI information.
- 7. Talk to your community about the Plan, the Policy & the syllabus. Discuss how to protect staff and students from HIV/AIDS and how will you teach it to your students. Lead community HIV/AIDS activities like World AIDS Day (1st December).

Learning about HIV/AIDS: our schools, our future, our responsibility

Health Readers A Pacific Series

Tales about HIV/AIDS cases in PNG

A health reading series for upper primary secondary and tertiary institutions

John Kian
— Melanesian —

