

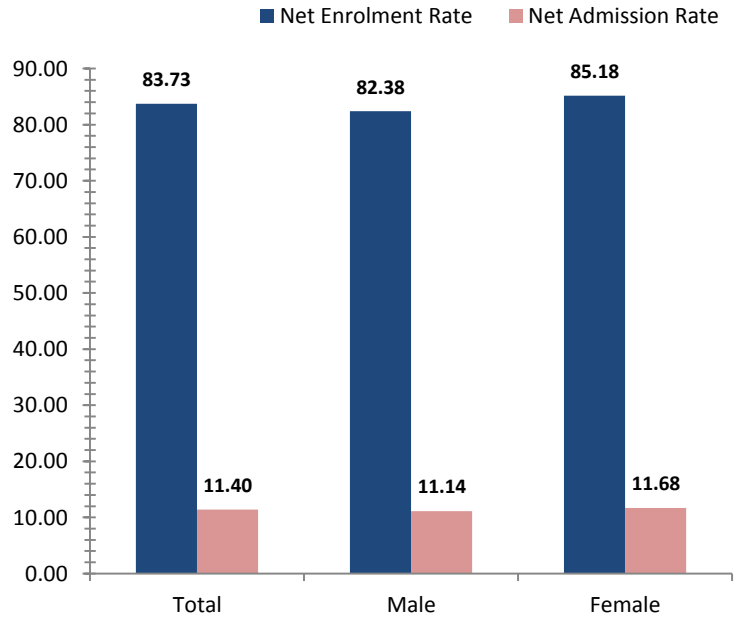


North Solomons

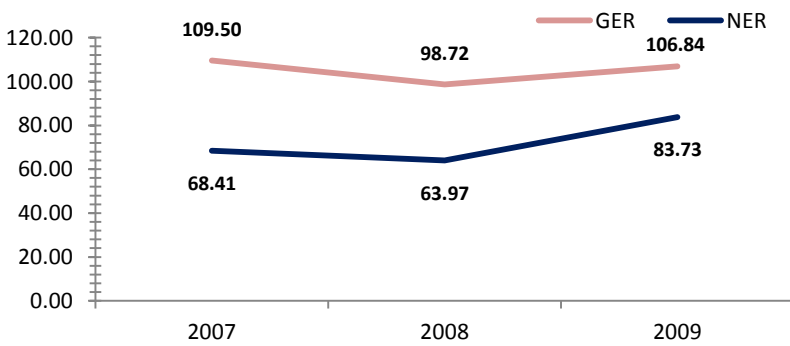
Access To Education

Rate, 2009	Province	National	Variance
Net admission rate	11.40	25.54	-14.14
Gross enrolment rate (Prep to Grade 8)	106.84	85.52	21.32
Net enrolment rate (Prep to Grade 8)	83.73	69.47	14.26

Snapshot of Progress, 2009



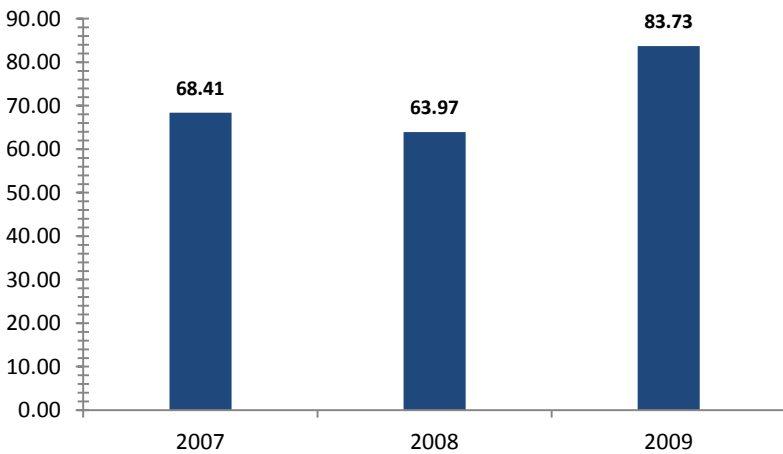
Provincial Enrolment Rate



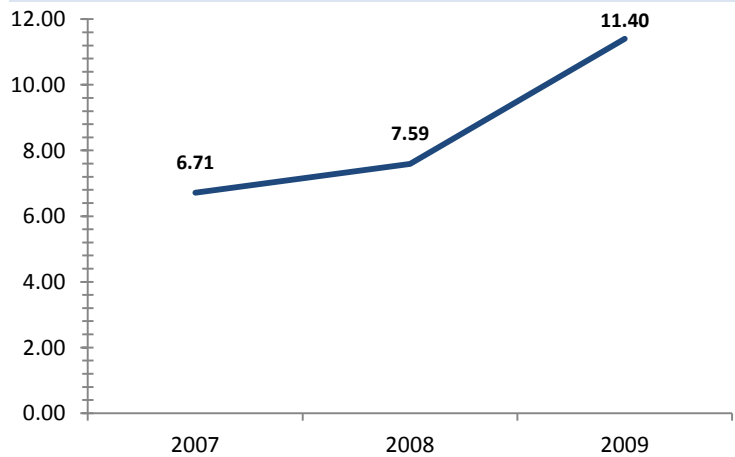
Source: Department of Education - Statistical Bulletin

Source: Department of Education - Statistical Bulletin

Net Enrolment Rate (Prep to Grade 8)



Net Admission Rate

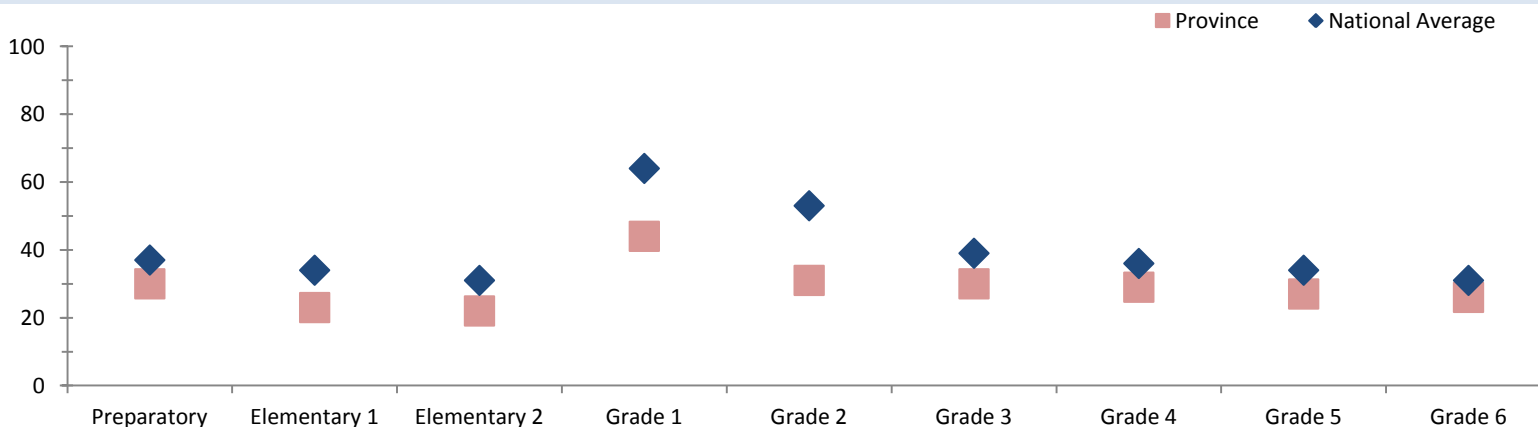


Source: Department of Education - Statistical Bulletin

Source: Department of Education - Statistical Bulletin

Quality Education

Student Teacher Ratio, 2008



Source: Department of Education - Statistical Bulletin



North Solomons

Education

Indicators	Male			Change	Female			Change	Total			Change
	2007	2008	2009	2007-2009	2007	2008	2009	2007-2009	2007	2008	2009	2007-2009

Teachers (#)

Teachers preparatory	88	81	99	+11	167	180	161	-6	256	261	260	+4
Teachers elementary 1	93	101	62	-31	157	175	160	+3	251	276	223	-28
Teachers elementary 2	74	89	75	+1	150	152	157	+7	224	241	232	+8
Teachers grade 1	1	2	2	+1	5	2	6	+1	7	4	8	+1
Teachers grade 2	3	1	4	+1	7	4	1	-6	10	5	5	-5
Teachers grade 3	50	54	52	+2	131	142	145	+14	181	197	198	+17
Teachers grade 4	55	56	60	+5	133	120	135	+2	188	176	196	+8
Teachers grade 5	72	67	62	-10	115	117	118	+3	187	184	181	-6
Teachers grade 6	91	66	61	-30	103	112	132	+29	194	179	193	-1
Teachers grade 7/8	212	211	218	+6	176	184	165	-11	388	395	383	-5

Students (#)

Students preparatory	4216	4140	4857	+641	3822	3889	4480	+658	8038	8029	9337	+1299
Students elementary 1	3438	3292	3754	+316	3217	3060	3413	+196	6655	6352	7167	+512
Students elementary 2	2891	2900	3289	+398	2570	2565	3176	+606	5461	5465	6465	+1004
Students grade 1	131	110	116	-15	131	92	114	-17	262	202	230	-32
Students grade 2	195	102	95	-100	198	68	61	-137	393	170	156	-237
Students grade 3	2860	3120	3077	+217	2630	2990	2765	+135	5490	6110	5842	+352
Students grade 4	2789	2734	3162	+373	2428	2413	2784	+356	5217	5147	5946	+729
Students grade 5	2571	2638	2595	+24	2456	2370	2433	-23	5027	5008	5028	+1
Students grade 6	2622	2394	2555	-67	2443	2282	2418	-25	5065	4676	4973	-92
Students grade 7	2212	2417	2383	+171	2221	2341	2311	+90	4433	4758	4694	+261
Students grade 8	2146	2088	2114	-32	2009	2082	2190	+181	4155	4170	4304	+149
Students grade 9	670	880	1048	+378	539	775	963	+424	1209	1655	2011	+802
Students grade 10	620	929	778	+158	378	892	694	+316	998	1821	1472	+474
Students grade 11	96	271	242	+146	67	179	196	+129	163	450	438	+275
Students grade 12	93	223	220	+127	97	163	150	+53	190	386	370	+180

Schools (#)

Elementary schools									333	347	338	+5
Primary schools									212	217	218	+6
National high schools									0	0	0	0
Secondary schools									9	9	10	+1
Technical colleges									0	0	0	0
Vocational schools									7	3	11	+4

Source: Department of Education - Statistical Bulletin