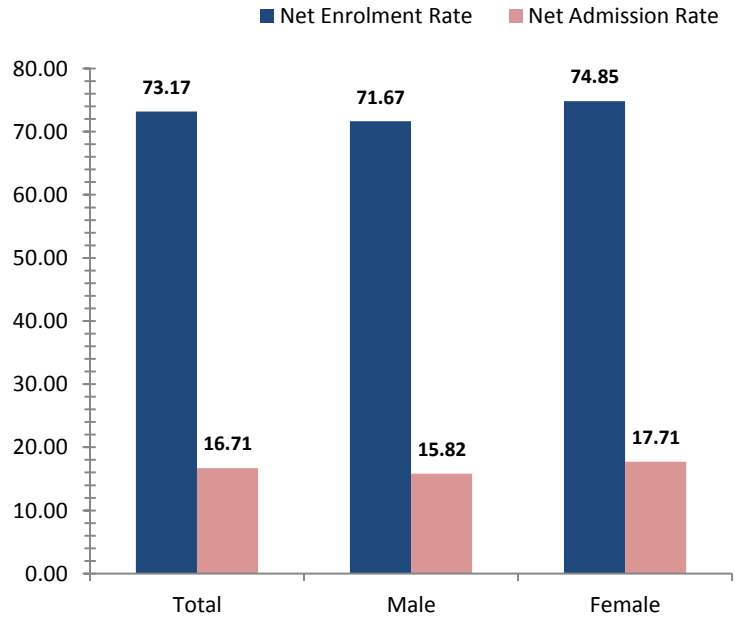


National Capital District

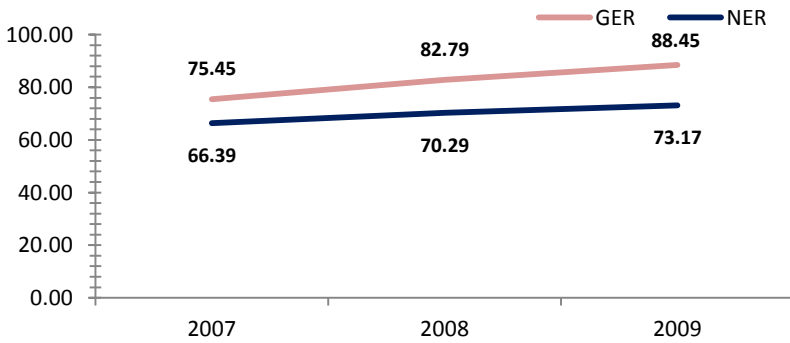
Access To Education

Rate, 2009	Province	National	Variance
Net admission rate	16.71	25.54	-8.83
Gross enrolment rate (Prep to Grade 8)	88.45	85.52	2.93
Net enrolment rate (Prep to Grade 8)	73.17	69.47	3.70

Snapshot of Progress, 2009



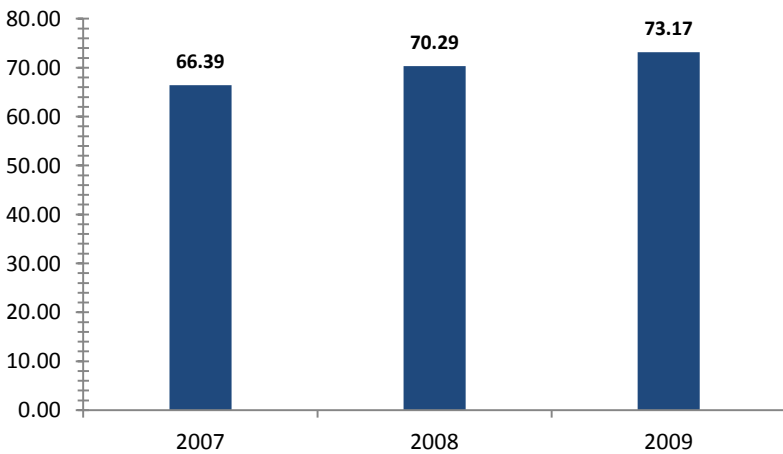
Provincial Enrolment Rate



Source: Department of Education - Statistical Bulletin

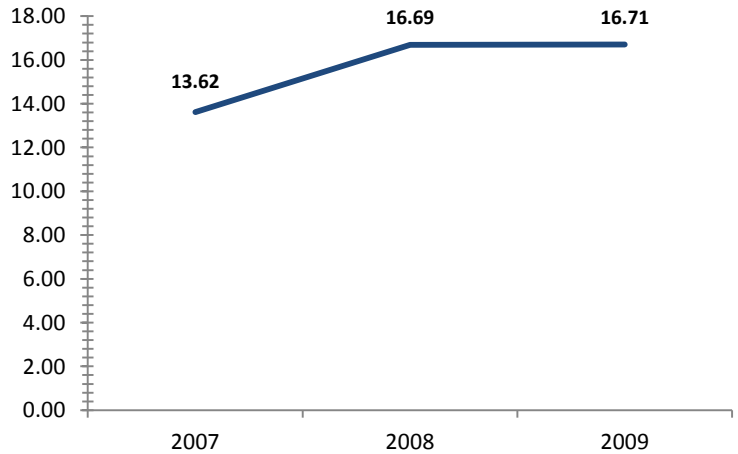
Source: Department of Education - Statistical Bulletin

Net Enrolment Rate (Prep to Grade 8)



Source: Department of Education - Statistical Bulletin

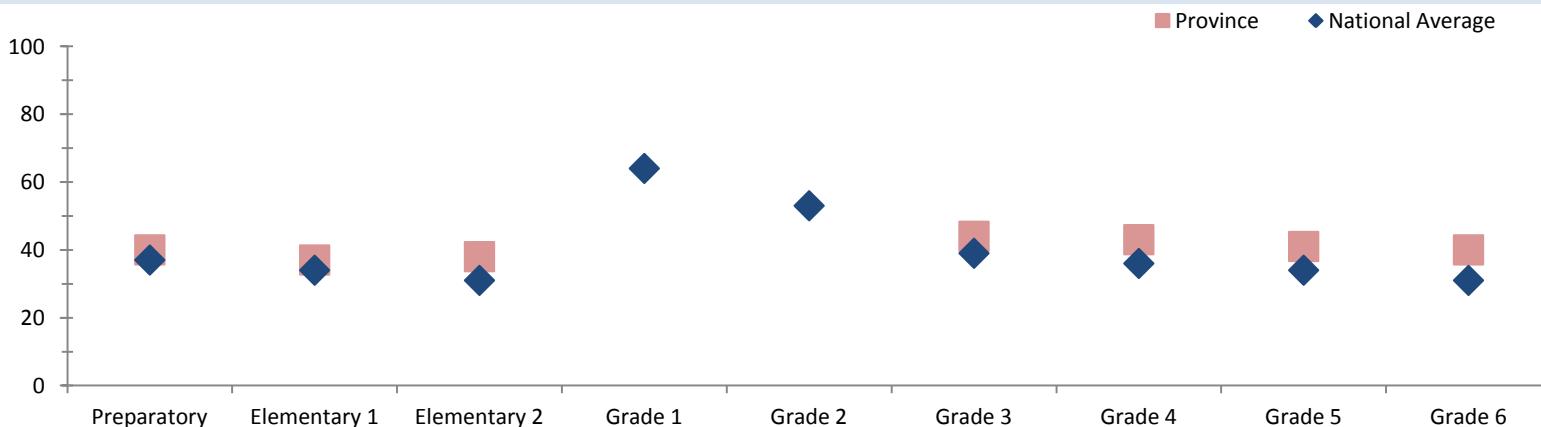
Net Admission Rate



Source: Department of Education - Statistical Bulletin

Quality Education

Student Teacher Ratio, 2008



Source: Department of Education - Statistical Bulletin

National Capital District

Education

Indicators	Male			Change	Female			Change	Total			Change
	2007	2008	2009	2007-2009	2007	2008	2009	2007-2009	2007	2008	2009	2007-2009
Teachers (#)												
Teachers preparatory	75	63	53	-22	109	93	113	+4	184	156	166	-18
Teachers elementary 1	65	61	78	+13	98	97	85	-13	163	158	163	0
Teachers elementary 2	79	76	66	-13	82	77	92	+10	161	153	158	-3
Teachers grade 1	1	0	0	-1	4	2	0	-4	5	2	0	-5
Teachers grade 2	0	0	0	0	6	2	0	-6	6	2	0	-6
Teachers grade 3	31	36	33	+2	116	108	108	-8	147	144	141	-6
Teachers grade 4	46	43	44	-2	99	98	100	+1	145	141	144	-1
Teachers grade 5	52	50	42	-10	90	93	96	+6	142	143	138	-4
Teachers grade 6	45	45	49	+4	93	96	86	-7	138	141	135	-3
Teachers grade 7/8	149	149	143	-6	232	240	233	+1	381	389	376	-5
Students (#)												
Students preparatory	3242	3110	3635	+393	3064	3176	3312	+248	6306	6286	6947	+641
Students elementary 1	3050	3066	3426	+376	3006	2925	3332	+326	6056	5991	6758	+702
Students elementary 2	3110	3005	3533	+423	2926	2880	3239	+313	6036	5885	6772	+736
Students grade 1	217	166	0	-217	247	181	0	-247	464	347	0	-464
Students grade 2	234	158	0	-234	238	187	0	-238	472	345	0	-472
Students grade 3	3189	3354	3304	+115	2882	3074	3098	+216	6071	6428	6402	+331
Students grade 4	3191	3271	3261	+70	2728	2921	2950	+222	5919	6192	6211	+292
Students grade 5	3104	3171	3188	+84	2742	2824	2886	+144	5846	5995	6074	+228
Students grade 6	2894	2990	3061	+167	2485	2650	2818	+333	5379	5640	5879	+500
Students grade 7	2777	2880	2991	+214	2483	2538	2567	+84	5260	5418	5558	+298
Students grade 8	2743	2775	2832	+89	2363	2412	2561	+198	5106	5187	5393	+287
Students grade 9	1715	1339	1616	-99	1553	1709	1300	-253	3268	3048	2916	-352
Students grade 10	1736	1343	1684	-52	1335	1494	1365	+30	3071	2837	3049	-22
Students grade 11	891	924	1067	+176	861	982	694	-167	1752	1906	1761	+9
Students grade 12	898	784	1049	+151	815	830	753	-62	1713	1614	1802	+89
Schools (#)												
Elementary schools									42	44	45	+3
Primary schools									40	43	32	-8
National high schools									1	1	1	0
Secondary schools									10	10	10	0
Technical colleges									0	2	2	+2
Vocational schools									5	5	5	0

Source: Department of Education - Statistical Bulletin